



These birthday presents have got muddled up. Write out the names in alphabetical order to sort them out.

\_\_\_\_\_

\_\_\_\_\_

\_\_\_\_\_

\_\_\_\_\_

\_\_\_\_\_

\_\_\_\_\_

Oliver

Carlo

Jacky

Julia

Liz

Kevin

Bill

Anita

Now write the names of five children in your class in alphabetical order. \_\_\_\_\_

\_\_\_\_\_



Finola the Fairy will grant you six wishes. What will they be?

1. Make a list of your six wishes.

.....  
.....  
.....  
.....  
.....  
.....

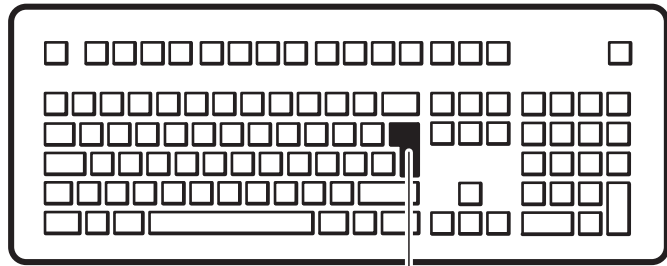
2. Think of six more wishes, this time to improve your classroom. Write them in a list to share with the rest of your class.

.....  
.....  
.....  
.....  
.....  
.....

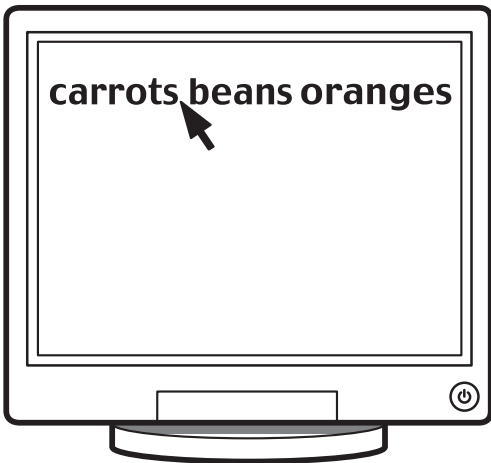




1. Find the enter/return key on your keyboard. Remember that this starts a new line.



2. Look at Maisy's list (see page 69). Decide where new lines are needed to make a long list.

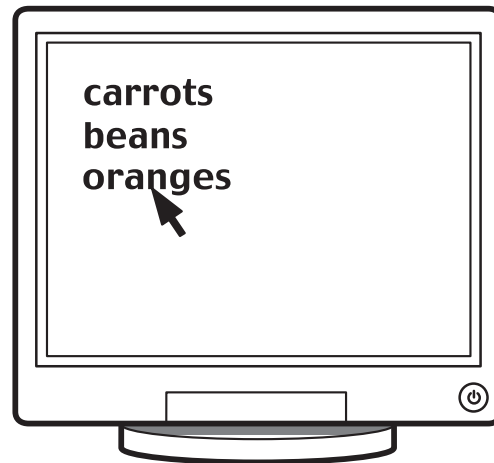


3. Use the arrow keys or mouse to move the cursor to a place where a new line should be.

4. Press the enter/return key to start a new line.

5. Keep doing this until each item on the list has its own line.

6. Write your own list on the computer. Use the enter/return key to make new lines.



7. Print your work.

